

WEATHERCOAT CHAMP



Product Attributes



6 years
warranty

Superior Film
Strength



Ideal for
application on
interior &
exterior surfaces




All Weather
Protection

Provides complete
weather protection



Anti Algal and
Anti Fungal

Protection against
exterior wall issues



Green Pro Certified

Validates our
effort in striving
towards cleaner,
more sustainable
future



Product Description

Weathercoat Champ is a 100% acrylic water-based paint suitable that provides all round protection from Weather extremities. The paint has superior film strength and gives a soft sheen finish to the walls. It comes with a 6 year warranty and is suitable for both exterior and interior walls.

Recommended Use

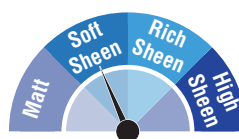
Exterior plastered surfaces and concrete blocks

Colour Range



Over 2,000 shades

Finish



Soft sheen

Safe for Health



VOC - < 50 gm/lit

Coverage

55 -60 sq.ft/ Lt/2 coats, under ideal test conditions.
(Coverage may depend on factors like surface conditions, surface preparation, application skill, weather conditions, dilution etc.)

Recommended Undercoats

Primer: For wall/plastered surfaces – WeatherCoat Exterior Primer / Seal-O-Prime. Alternatively use Home Shield Waterproofing Primers.

Putty: For wall/ plastered surfaces – Bison Wall Putty or HS Waterproof Putty

Drying Time



SD: 30 min depending on weather
conditions
HD: 4 -6 hours

Dilution Ratio



Brush/Roller: 400 ml of water per 1L of emulsion. In case of N Base shades, no dilution is advised to ensure proper colour depth


For dark shades only: Maximum dilution should be 10% depending on shade.

Application Method



Brush/ Roller/ Spray

Gloss Level



4-5 at 60° GH when released

WEATHERCOAT CHAMP



Packs



1 L 4 L 10 L 20 L

ColorBank/ Non-ColorBank – Pack



Fire Hazard Class
Non- flammable

Unusual Fire & Explosion Hazards

Material can splatter above 212°F.
Polymer film can burn.



Pot Life of Thinned Material
Within 24 hrs.

Health & Safety

If the paint comes in contact with eyes or skin, flush with a large amount of water for at least 15 minutes. See a physician, if irritation persists. Wash affected skin areas with soap and water.

Surface Preparation

For Previously Painted Surfaces:



Strip all the old paint and remove all the loose dust, grease, fungus and algae by sanding or wire brushing.



Cracks, holes, dents and damp areas should be repaired properly before painting.



Treat the surface with Bio-wash solution and wash it next day with potable water. Leave the surface to dry thoroughly.

For fresh/new surfaces: The surface should be allowed to cure properly.

Primer Coat Application: Apply 1-2 coats of Recommended Primer as per product usage guideline. For best results use Waterproofing Primer.

Top Coat Application

Dilute the paint as per the recommended dilution ratio. Apply 2 - 3 coats of topcoat paint with 4 – 6 hours of interval after each coat.

Special Note

Before painting, the following things should be checked thoroughly:

- ▶ Ideal moisture content of the wall should be below 12%
- ▶ Ideal pH value of the wall surface should be between 7-11

Points to Note

- ▶ Shake well before use and do not over dilute or over extend brush
- ▶ Stir and strain the material through a fine sieve before use
- ▶ Do not apply on high alkaline surface
- ▶ Do not apply paint on a wet surface
- ▶ Do not apply paint on chalking or flaking surface or where the surface is infected with fungus / algae
- ▶ Do not apply paint if the ambient temperature is less than or expected to fall below 10°C
- ▶ Keep out of reach of children and away from foodstuff
- ▶ In case of contact with eyes, wash immediately with water and seek medical help

Version No: BPP1/01/2026. Please note that this data sheet supersedes all previous versions.

BERGER PAINTS INDIA LIMITED

Berger House, 129 Park Street, Kolkata 700 017 | **CONSUMER RELATIONS MANAGER** Ph: 1800-103-6030
Fax: 91-33-2249-9729/9009 | SMS BERGER to 56767 | Email: consumerfeedback@bergerindia.com | www.bergerpaints.com